



CHENMKO ENTERPRISE CO.,LTD

Lead free devices

SURFACE MOUNT

SCHOTTKY BARRIER DIODE

VOLTAGE 20 Volts CURRENT 0.4 Ampere

CH0420LSPT

APPLICATION

* Low power rectification

FEATURE

- * Small surface mounting type. (SOT-23)
- * Two diode with common cathode for excellent.
- * High reliability


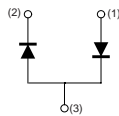
CONSTRUCTION

* Silicon epitaxial planar

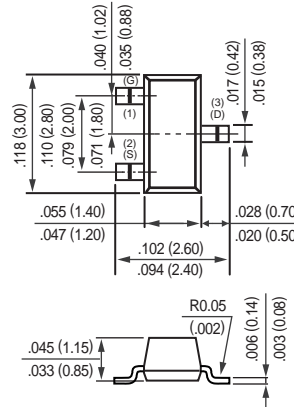
MARKING

* B8

CIRCUIT



SOT-23



Dimensions in millimeters

SOT-23

MAXIMUM RATINGS (At TA = 25°C unless otherwise noted)

RATINGS	SYMBOL	CH0420LSPT	UNITS
Maximum Recurrent Peak Reverse Voltage	VRRM	20	Volts
Maximum RMS Voltage	VRMS	14	Volts
Maximum DC Blocking Voltage	VDC	20	Volts
Maximum Average Forward Rectified Current	Io	0.4	Amps
Peak Forward Surge Current at 8.3 mSec single half sine-wave	IFSM	2.0	Amps
Typical Junction Capacitance between Terminal (Note 1)	CJ	170	pF
Maximum Operating Temperature Range	TJ	+125	°C
Storage Temperature Range	TSTG	-55 to +125	°C

ELECTRICAL CHARACTERISTICS (At TA = 25°C unless otherwise noted)

CHARACTERISTICS	SYMBOL	CH0420LSPT	UNITS
Maximum Instantaneous Forward Voltage at If(1)= 100mA	Vf(1)	0.31	Volts
Maximum Instantaneous Forward Voltage at If(2)= 500mA	Vf(2)	0.43	Volts
Maximum Average Reverse Current at VR= 10V	Ir(1)	100	uAmps
Maximum Average Reverse Current at VR= 20V	Ir(2)	250	uAmps

NOTES : 1. Measured at 1.0 MHz and applied reverse voltage of 0 volts.
2. ESD sensitive product handling required.

2004-06

RATING CHARACTERISTIC CURVES (CH0420LSPT)

FIG. 1 - FORWARD CURRENT DERATING CURVE

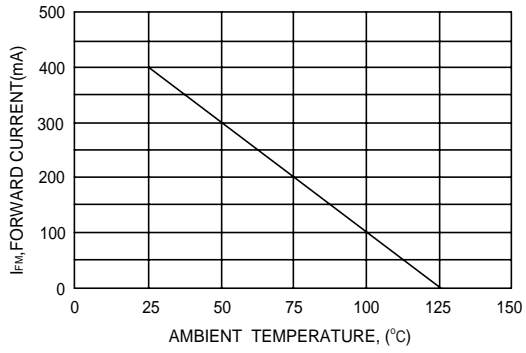


FIG. 2 - FORWARD CHARACTERISTICS

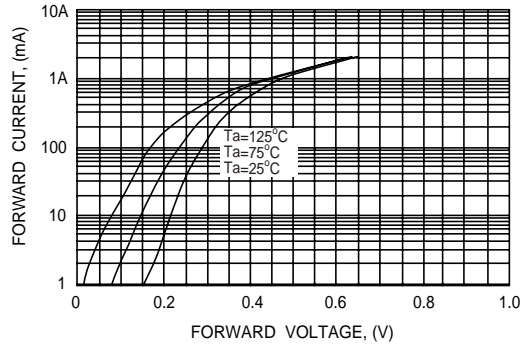


FIG. 3 - REVERSE CHARACTERISTICS

